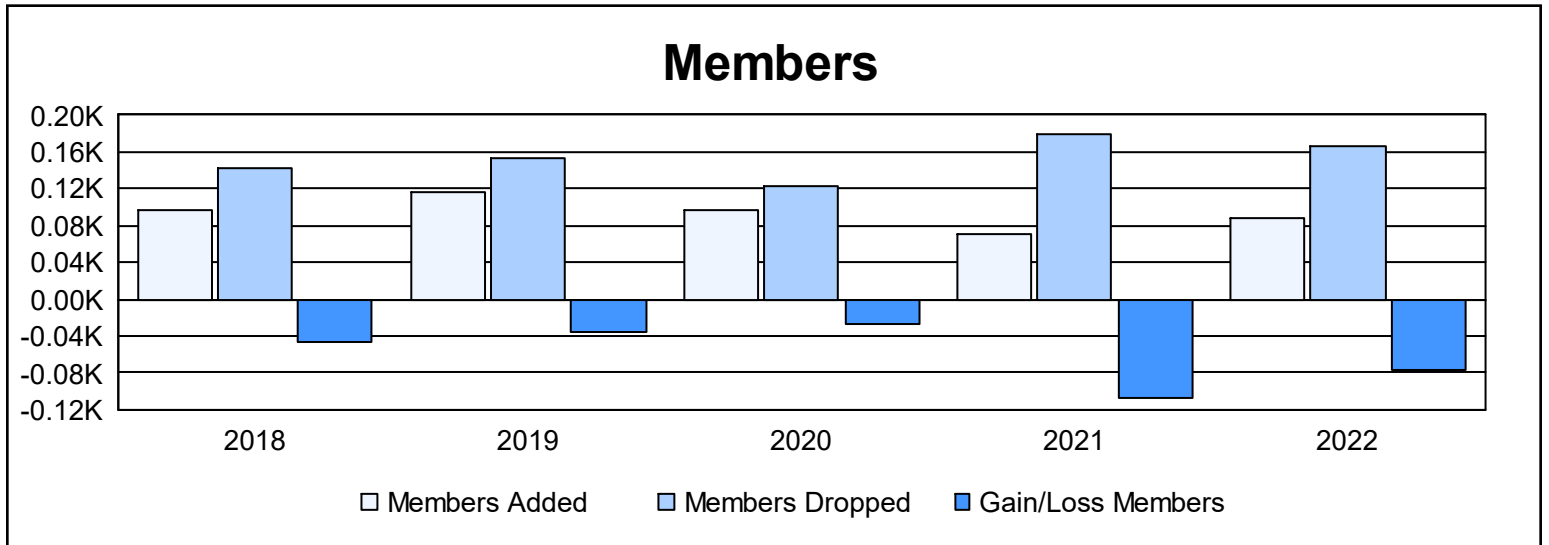
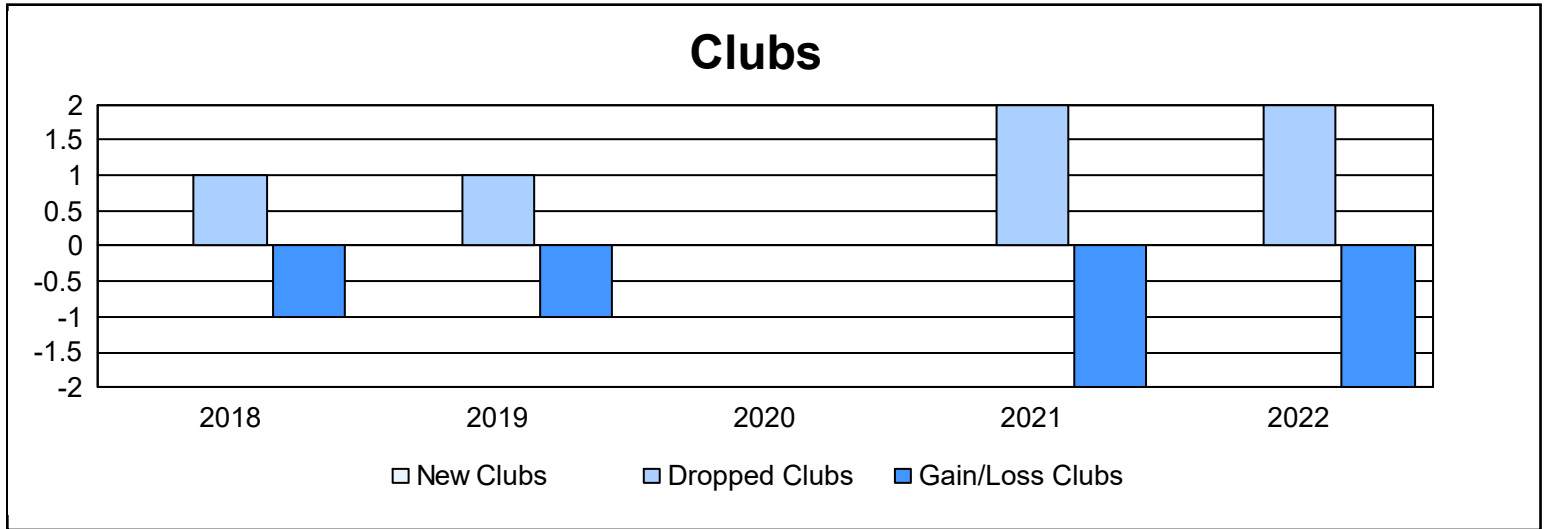
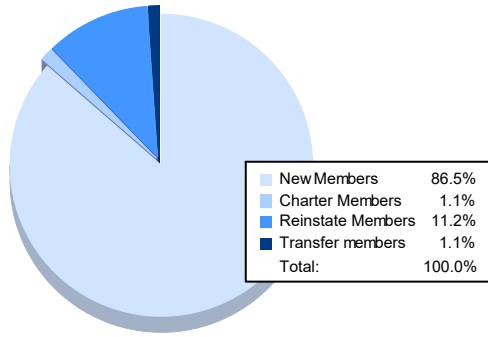


Year	New Clubs	Dropped Clubs	Gain/ Loss Clubs	New Members	Charter Members	Reinstate Members	Transfer Members	Total Member Added	Total Members Dropped	Gain/ Loss Members
2017-2018	0	1	-1	91	0	4	1	96	143	-47
2018-2019	0	1	-1	101	4	9	3	117	153	-36
2019-2020	0	0	0	78	4	11	3	96	123	-27
2020-2021	0	2	-2	64	0	3	4	71	179	-108
2021-2022	0	2	-2	77	1	10	1	89	167	-78
<b>Average</b>	<b>0</b>	<b>1</b>	<b>-1</b>	<b>82</b>	<b>2</b>	<b>7</b>	<b>2</b>	<b>94</b>	<b>153</b>	<b>-59</b>



### Membership Composition June 2022 Cumulative



### Gender Composition June 2022 Cumulative

